KRKA GROUP WEBCAST

H1 2026 Business Performance Presentation

David Bratož,
Member of The Management Board

23 July 2026

KRKA

Krka Group Business Performance

H1 2026 highlights

- ✓ **Record sales: €1,119.4m; +7% yoy**
- ✓ **EBITDA margin: 31.9%; EBITDA of €357m +18% yoy**
- ✓ **EBIT margin: 27.6%; EBIT of €309m +20% yoy**
- ✓ **Net profit margin: 23.2%; Net profit of €260m +5% yoy**

- ✓ Sales increased in all regions, except West Europe, and all products & service groups except OTC.
- ✓ Rx remains the most important product group (85% of sales) contributing the most to increased sales figures
- ✓ 7 new MA; CAPEX of €53m; R&D of €100m
- ✓ RUB volatility positively affecting operating and net financial result: +€10.7m

Worldwide, Krka's medicines are used by more than **100 million people** every day.

19 billion finished products are manufactured annually across various therapeutic groups

5-year H1 sales CAGR: 6.8%



Krka Group Sales by Regions and Top Markets

Continuous growth in major markets and regions

H1 2026: EUR 1,114 million of goods and services

(+7% yoy; + EUR 68 million)

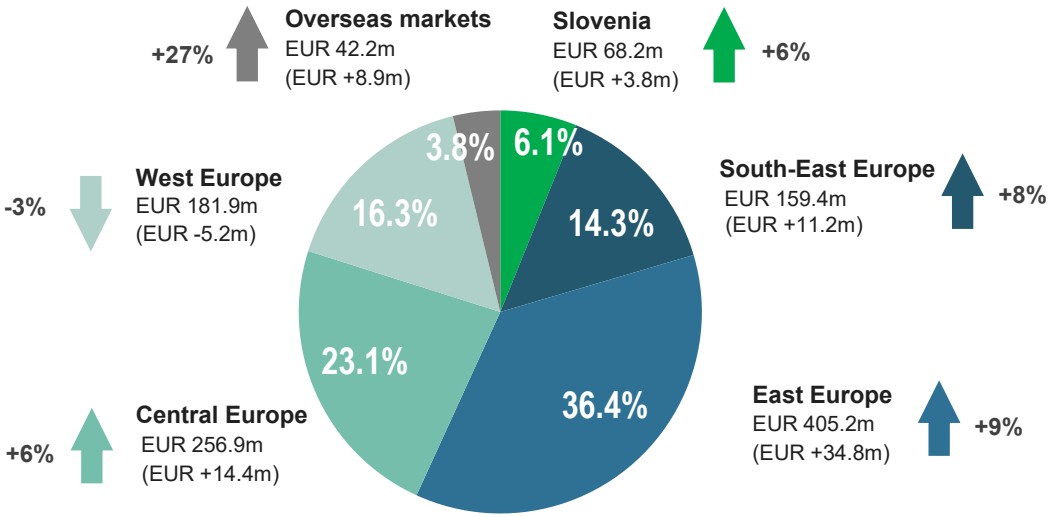

Top 6 countries by sales

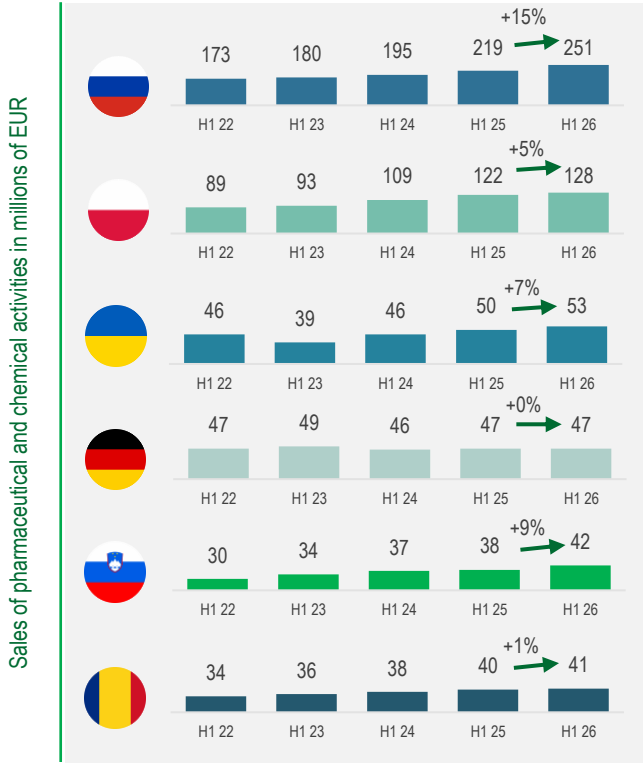

Absolute and relative changes compared to the same period last year

Sales by Selected Countries

Stable growth on traditional markets

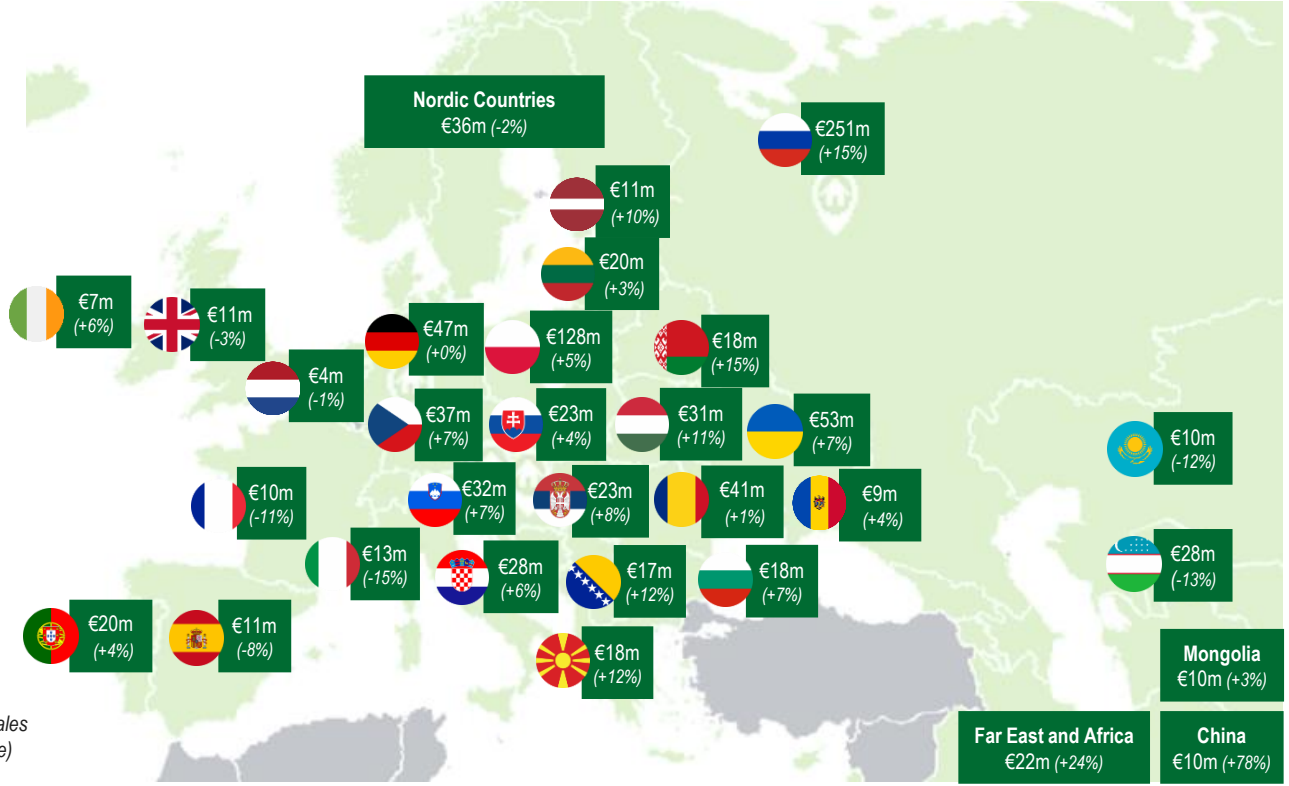

Legend:
EUR million sales
(YoY change)

Slovenia

H1 22	H1 23	H1 24	H1 25	H1 26
49	57	60	64	68

In EUR million

South-East Europe

H1 22	H1 23	H1 24	H1 25	H1 26
119	127	137	148	159

In EUR million

East Europe

H1 22	H1 23	H1 24	H1 25	H1 26
288	300	332	370	405

In EUR million

Central Europe

H1 22	H1 23	H1 24	H1 25	H1 26
196	213	228	243	257

In EUR million

West Europe

H1 22	H1 23	H1 24	H1 25	H1 26
169	181	184	187	182

In EUR million

Overseas Markets

H1 22	H1 23	H1 24	H1 25	H1 26
32	38	40	33	42

In EUR million

For illustrative purposes only

Broad Product Portfolio

Rx remains the most important product group

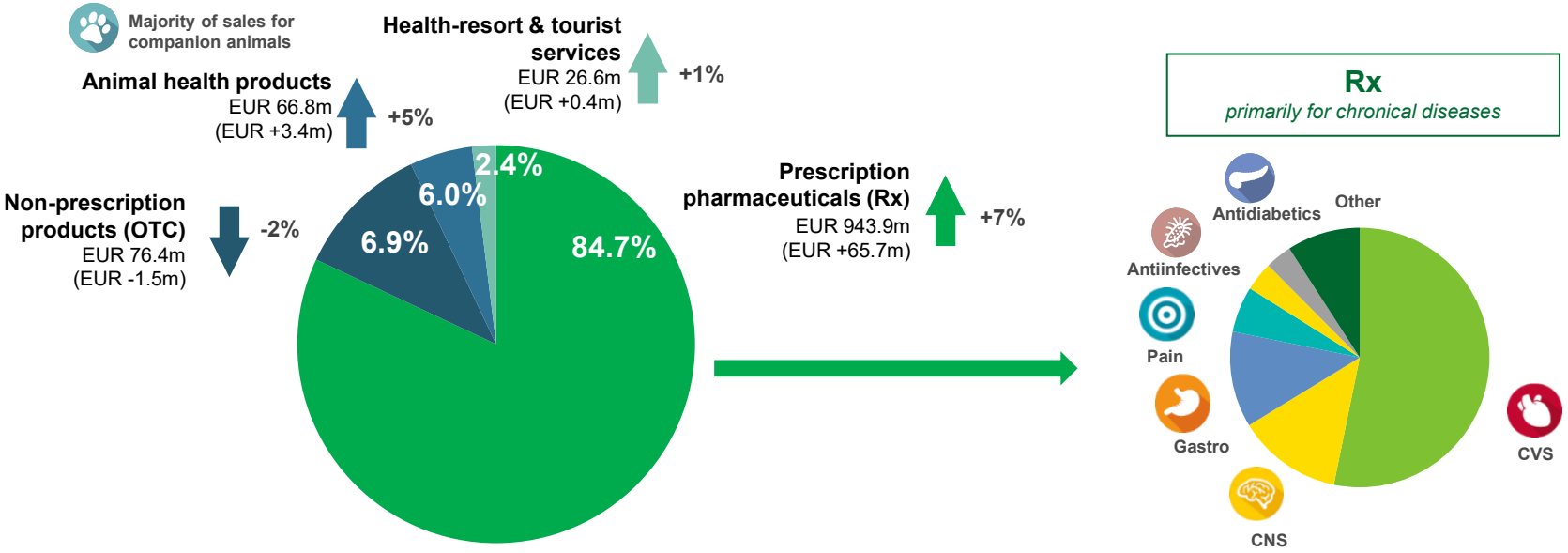

MORE THAN **1,000 PRODUCTS** AND MORE THAN **250 ACTIVE INGREDIENTS**

Absolute and relative changes compared to the same period last year

Research and Development

Innovative branded generic producer, with own R&D

7 New products:

- **Mempoglyn* (empagliflozin, metformin)** – A new single-pill combination film-coated tablet, comprehensive approach to the treatment of type 2 diabetes.
- **Lymerexo* (linagliptin, metformin)** – A new fixed-dose combination film-coated tablet enabling effective treatment of type 2 diabetes
- **Dulsevia*/Loxentia (duloxetine)** – A reformulated established medicine in gastro-resistant hard capsules for the treatment of CNS
- **Co-Pitavador* (pitavastatin, ezetimibe)** treatment of patients with more complex forms of hyperlipidemia.
- Obtained marketing authorizations for two new products in China: a fixed-dose combination tablet containing **bisoprolol** and **amlodipine**, and **edoxaban** film-coated tablets. This further strengthened our presence in the field of medicines for the treatment of chronic non-communicable diseases.
- **Robexera/Rogiola (robenacoxib)** – A new veterinary product in chewable tablets for cats, expanding Krka's range of analgesics

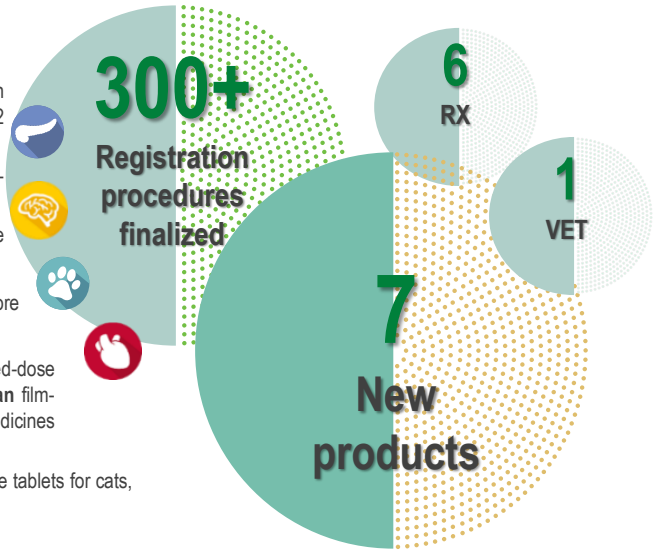

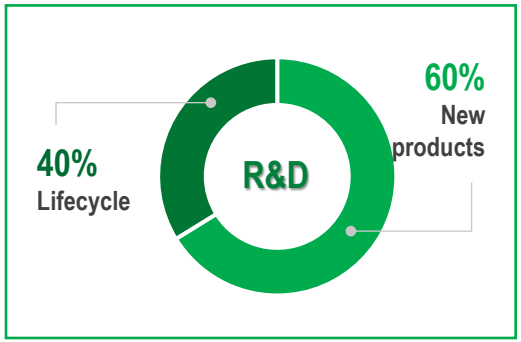

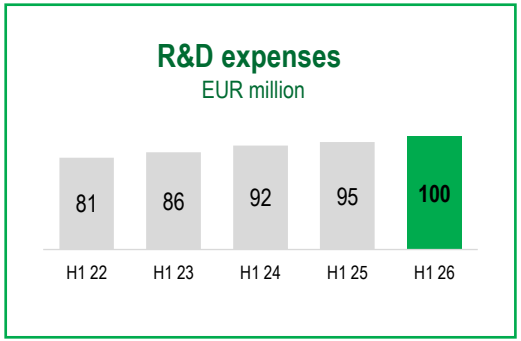

More than **800 experts** work in R&D

More than **170 products** in the pipeline

For R&D we allocate **10% of revenue** annually

Krka's Innovative Medicines

Innovative branded generic producer, with own R&D

CLINICALLY PROVEN

1000 products based on **250+ active ingredients** (Rx, OTC & VET products)

STATE-OF-THE-ART EQUIPMENT

Delivering the most demanding projects in terms of techniques and technologies

ADVANCED PHARMACEUTICAL FORMULATIONS

Great possibility of differentiation to other generics and originator

UNIQUE STRENGTHS

Tailoring the treatment to patients needs

UNIQUE SINGLE PILL COMBINATIONS

Synergistic action & improved adherence for patients

250 PATENT-PROTECTED INNOVATIONS

THE FIRST ONE in the WORLD

SPC perindo/inda/amlo ★

THE ONLY ONE in EUROPE

SPC val/inda ★

SPC telmi/inda/HCT ★

THE ONLY ONE in THE WORLD SPC

perindo/rosuva/another AH ★

KRKA INNOVATOR

A WIDE VARIETY OF SINGLE-PILL COMBINATIONS

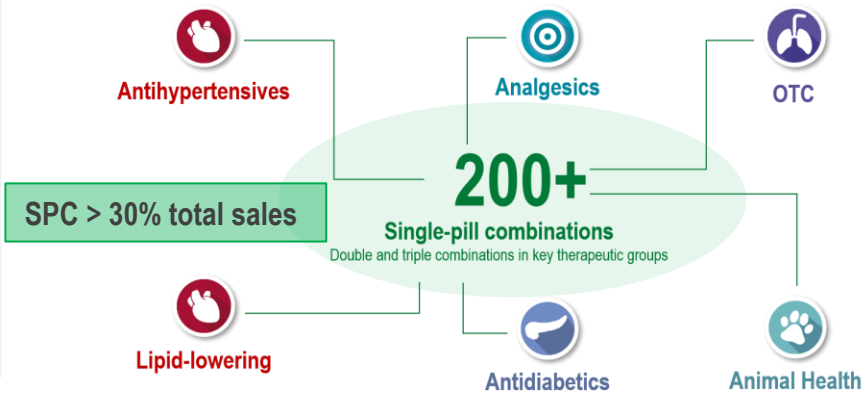

Number of tablets in one year

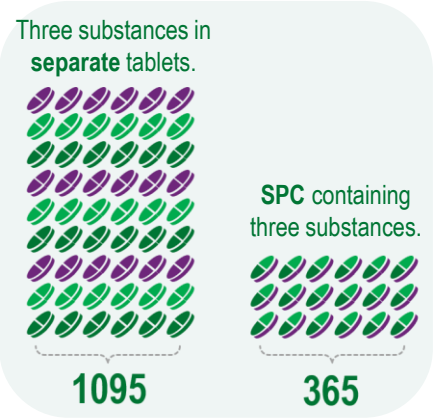

KRKA

Continuous Investments

Strengthening our vertical integration

Investments are primarily directed toward increasing and technologically upgrading production capacities, as well as capacities for development and quality management

In 2025 we finalised the following investments:

- At Notol, our production plant in Novo mesto, Slovenia, we replaced 16 packaging lines, installed robotic cells, and upgraded washing and granulation systems.
- We finished the construction of the technologically advanced waste-water treatment plant in Krško, Slovenia.
- Ljutomer plant, Slovenia – finished the capacity expansion. Construction of an automated high-bay warehouse and an expansion of the plant are under way.

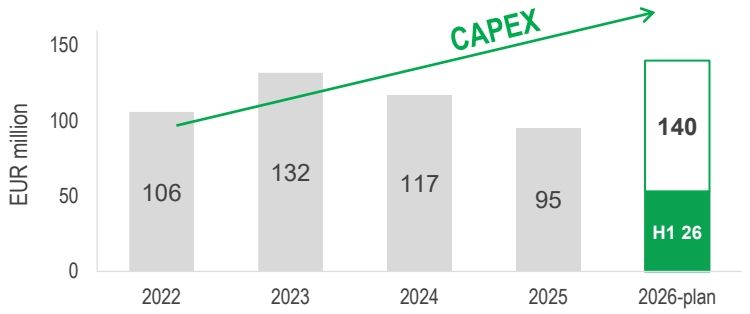

Investments in Progress

NOTOL and NOTOL 2 Slovenia, Novo mesto

- Ensuring reliable operations over the next 20 years, alongside an extension designed to increase production capacity. The installation of additional equipment at Notol 2, another production plant in Novo mesto, Slovenia, will further boost production capacities.

BRŠLJIN Slovenia

- Increase the production and packaging capacities for products for veterinary use. We also expect to boost the capacity for packaging tablets for use in veterinary medicine and spot-on solutions in the existing facility.

Ljutomer plant, Slovenia

- Increased the production capacity. Construction of an automated high-bay warehouse and an expansion of the plant are under way.

Ningbo Krka Menovo Pharma Co, China

- We set up product manufacturing to support animal health programme. A filling-and-packaging line was installed and qualified.

KRKA PHARMA PRIVATE LIMITED Hyderabad, India

- Construction of research and production facilities for oncology products and solid dosage forms is underway

Consolidated Balance Sheet

Strong financial position

EUR thousand	30.6.2026	(%)	31.12.2025	(%)	change	change %
ASSETS	**3,328,735**	**100**	**3,042,658**	**100**	**286,077**	**9%**
Non-current assets	1,085,060	33	1,059,759	35	25,301	2%
Current assets	2,243,675	67	1,982,899	65	260,776	13%
Inventories	630,650	19	644,102	21	-13,452	-2%
Trade receivables	690,492	21	609,315	20	81,177	13%
LIABILITIES	**3,328,735**	**100**	**3,042,658**	**100**	**286,077**	**9%**
Equity	2,629,213	78	2,377,151	78	232,471	11%
Non-current liabilities	166,978	5	165,213	5	1,765	1%
Current liabilities	532,544	16	500,294	16	32,250	6%

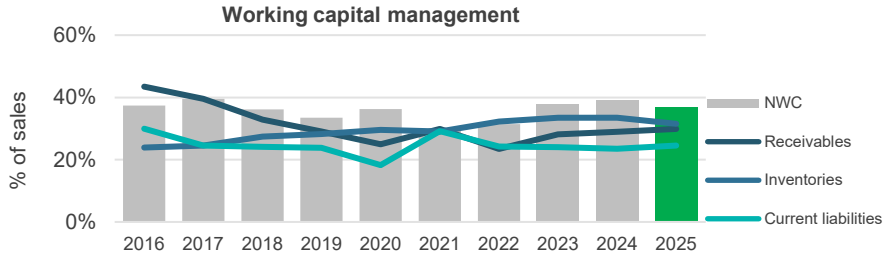

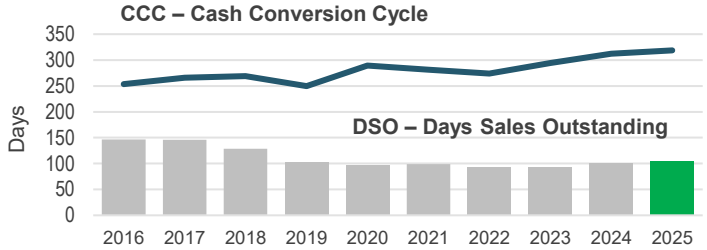

[CCC] = Days Sales Outstanding [DSO] + Days Inventory Outstanding [DIO] – Days Payables Outstanding [DPO]

[NWC] = Current Assets – Cash – Current Liabilities

Income Statement

Yoy comparison

EUR thousand	H1 2026	(%)	H1 2025	(%)	YoY
Revenue	**1,119,345**	**100**	**1,048,541**	**100**	**7%**
Costs of goods sold	437,085		441,156		-1%
Gross profit	**682,260**	**61**	**607,385**	**58**	**12%**
Other operating income	2,873	0	4,124	0	-30%
Selling and distribution expenses	211,732	19	197,845	19	7%
R&D expenses	100,052	9	94,857	9	5%
General and administrative expenses	64,124	6	61,830	6	4%
Operating profit	**309,225**	**28**	**256,977**	**25**	20%
Net financial result	10,725		42,437		-75%
Profit before tax	**319,950**	**29**	**299,414**	**29**	7%
Income tax	59,780		52,734		13%
Net profit	**260,170**	**23**	**246,680**	**24**	5%
Basic earnings per share (EPS) in €	**8.59**		**8.04**		7%

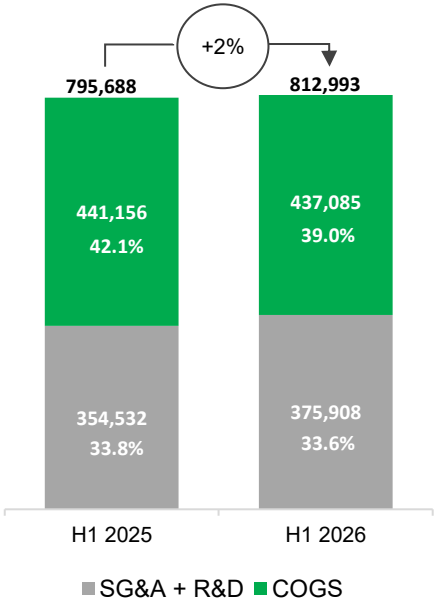

Effective tax rate at 18.7%

FX Impact

EURRUB rate remains favourable

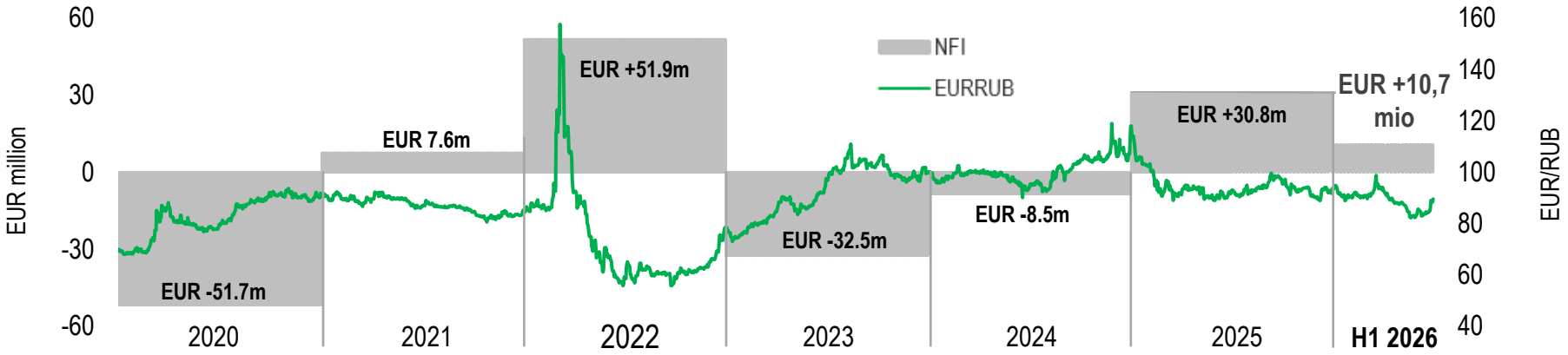

- The impact of exchange rates on the Group's net financial result in H1 2026 was positive, amounting to EUR 8.3 million.
- In H12025, the RUB appreciated by 28.7%, whereas in H1 2026 its value against the EUR increased by „only" 3.7%. This resulted in a somewhat lower net financial result for the Group in H1 2026 compared with the same period last year.
- The average value of RUB was 6.7% higher than in the same period last year. **Short-term fluctuations in exchange rates, particularly the RUB, may have a significant impact on the Krka Group's net financial result. In the long term, these effects generally largely offset each other**.
- The value of USD increased by 3.1% in H1 2026, while its average value was 6.3% lower than in the same period last year. Other currencies remained largely stable. **We generated a net financial result of EUR 10.7 million.**

Financial Results

Maintaining robust profitability

€ million	H1 2026	H1 2025	*change*
Gross profit	**682.3**	**607.4**	***12%***
Gross profit margin	*61.0%*	*57.9%*	
EBITDA	**357.5**	**303.3**	***18%***
EBITDA margin	*31.9%*	*28.9%*	
EBIT	**309.2**	**257.0**	***20%***
EBIT margin	*27.6%*	*24.5%*	
Net profit	**260.2**	**246.7**	***5%***
Net profit margin	*23.2%*	*23.5%*	

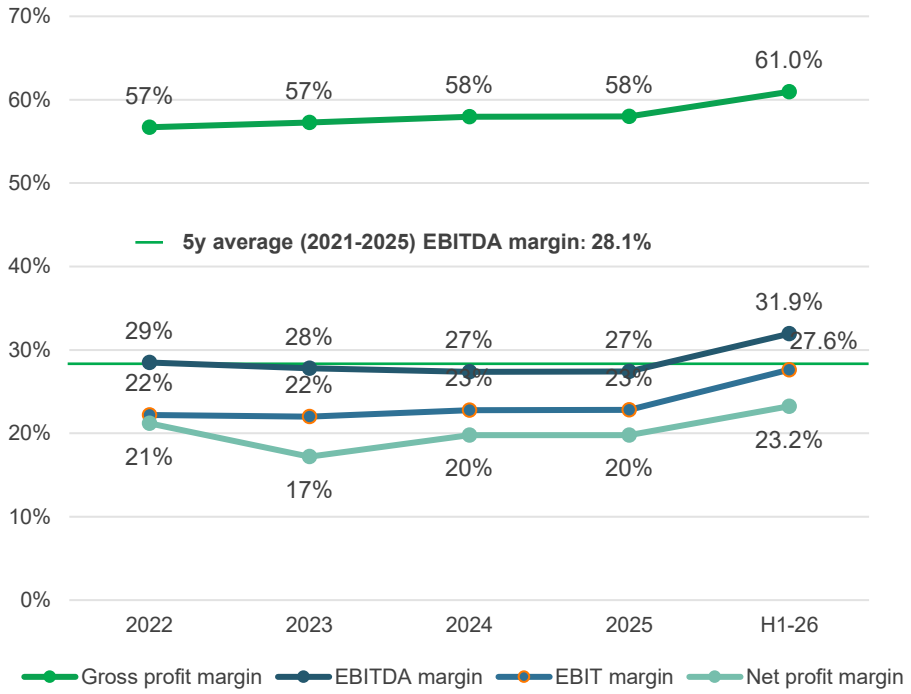

Performance Indicators

Preserving long-term momentum

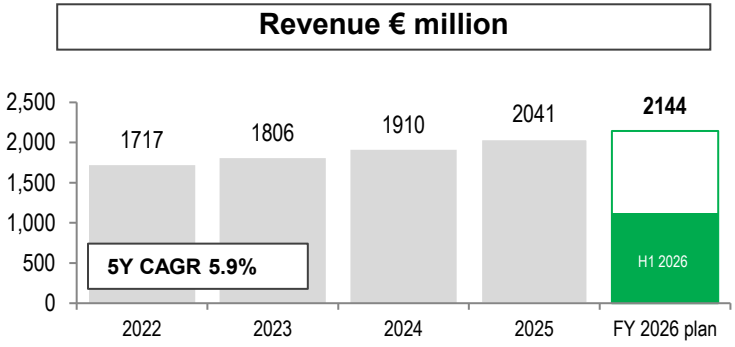

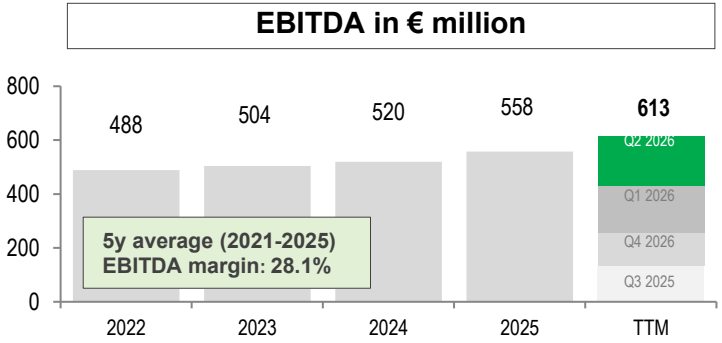

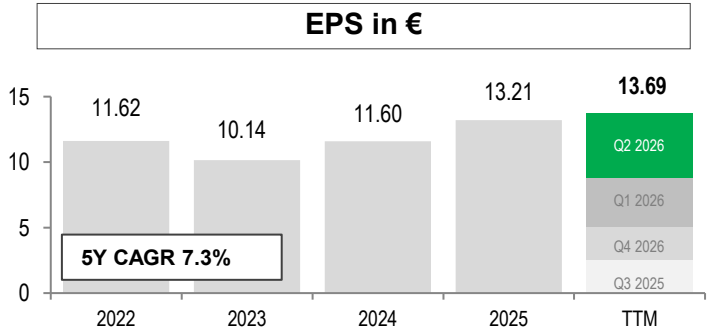

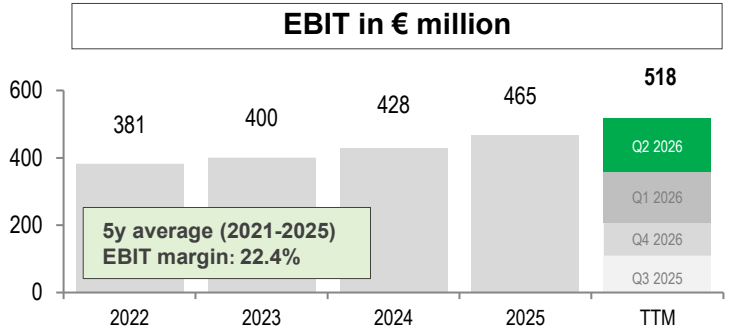

Dividend Policy and Share Buyback

Management committed to stable capital allocation

DPS and dividend yield* for the business year

Continually increasing dividend payout policy

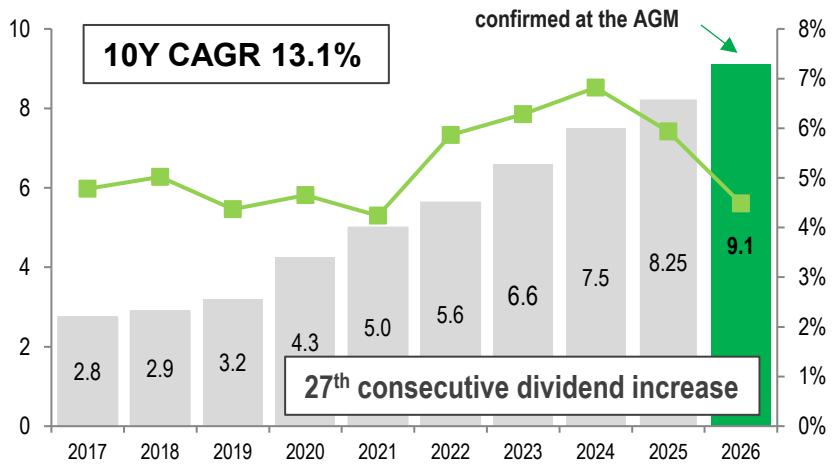

Over €1,700m allocated for dividends in past 10y

Treasury shares

Repurchasing treasury shares whenever possible

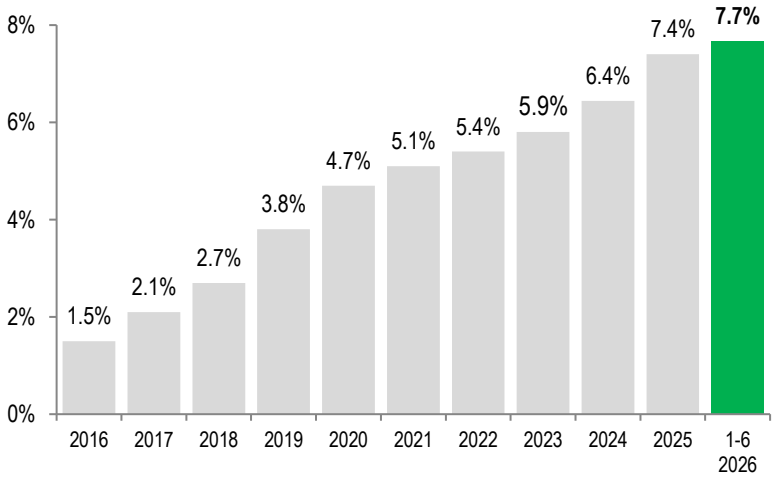

Over €61m allocated for treasury shares in 2025

* Dividend yield calculated: dividend paid for the business year / price at the beginning of the year of pay date

Long-term Stable Growth

Growing faster than the global pharmaceutical market

7,2 %
Revenue growth CAGR (2005–2025)

9,1 %
Net income growth CAGR (2005–2025)

5,8 %
Pharmaceutical market growth CAGR (2005–2025)

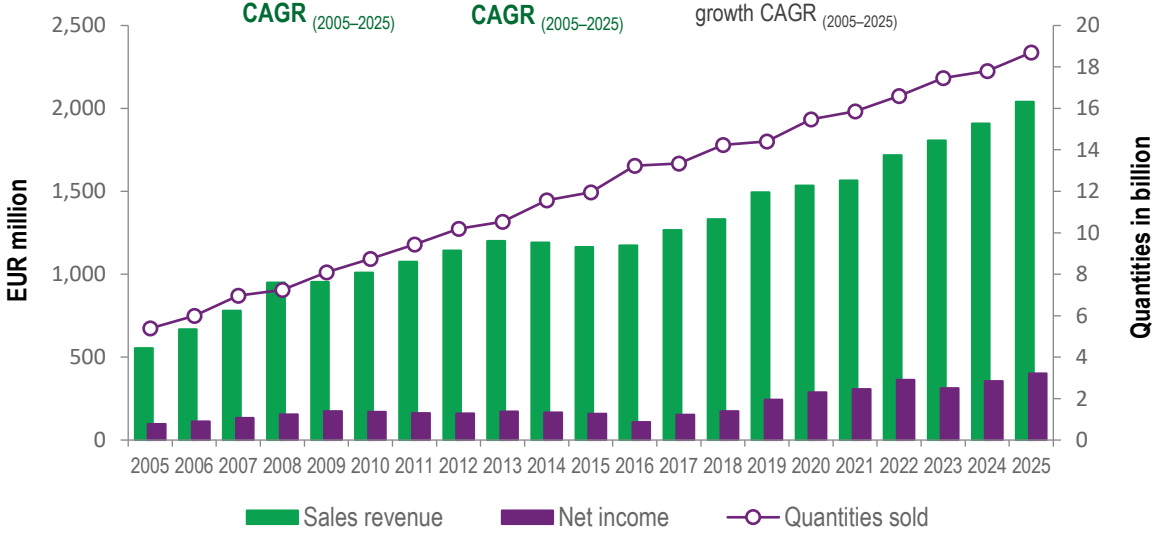

Further strengthening our market position

#1 supplier of pharmaceutical products
Slovenia and Moldova

#1 foreign supplier of generic pharmaceutical products
Belarus, Mongolia, Azerbaijan, Armenia, North Macedonia, Lithuania, Latvia, Bosnia and Herzegovina, Kosovo

#2 supplier of pharmaceutical products by value
Uzbekistan

#2 foreign supplier of pharmaceutical products
Ukraine

#2 foreign supplier of generic pharmaceutical products
Russia, Croatia, Kyrgyzstan

#5 supplier of generic pharmaceutical products
Poland

Share Information and Shareholder Structure

Stable shareholder structure (KRKG SV)

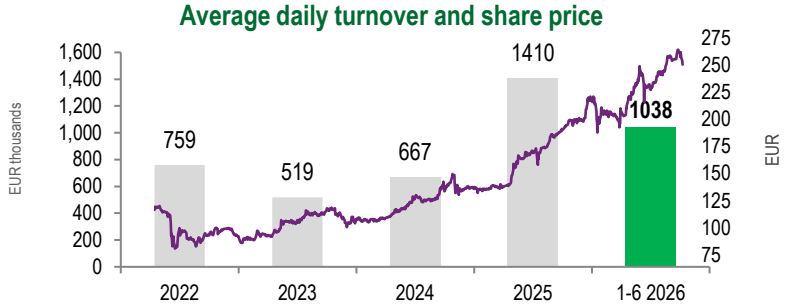



- The price of Krka's share increased by 23% in H1 2026 and stood at EUR 250.5 on June 30, 2026.
- **Dividend for the year 2025 of €9.1 per share** was confirmed at AGM. This is 10.3% higher than the previous year. On an annual basis, this represents almost 4% dividend yield. **The total return on Krka's share in 2025 exceeded 50%.**
- Market capitalization: €8.2 billion as of 30 June 2026. Without treasury shares **market capitalization of €7.6 billion**.
- P/E TTM: 18.30; EV/EBITDA TTM: 11.22; as of June 30, 2026.
- Total number of shares: 32,793,448. Treasury shares: 2,516,581 (7.7%) as of 30 June 2026.
- The 10 largest shareholders own 13,586,615 shares (41.43% of all issued shares).

2026 Guidance and Strategic Goals

Guidance in line with strategic goals

To achieve

Guidance for 2026

SALES

€2,144m

NET INCOME

€405m

CAPEX

€140m

47% growth yoy

≥ 5%	Average annual sales growth
10%	Annual sales revenue allocated to R&D
> 25%	Average EBITDA margin
Top 5	Strengthen our position among the top 5 generic companies in all traditional markets
€150m	Average annual CAPEX allocated to expansion of manufacturing and R&D capacities
≥ 50%	Net profit of majority shareholders allocated to dividend payouts

Next Guidance revision expected **on 12 November 2026 with 1-9 Results publication for FY 2026 and plan for FY 2027**

Next Strategy upgrade expected in 2027 **for the period (2028 – 2032)** together with Investor Day (November 2027)

IR Contacts and Conferences in 2026

Maintaining high level of transparency

Krka Investors Relations Contact

KRKA IR Team

tel: + 386 7 33 17 591

e-mail; finance@krka.biz

www: www.krka.biz

Factsheet: Krka

Analys Coverage: Krka

Corporate facts: Krka

Video presentation: Krka

Public releases are published on the SEOnet information system of the Ljubljana Stock Exchange (www.ljse.si), ESPI information system of the Warsaw Stock Exchange (www.gpw.pl) and on the Krka's web page (http://www.krka.biz/en/for-investors/financial-calendar/). Silent periods are periods before the release dates of the reports. In silent periods Krka does not communicate information about its business performance. Silent periods end with the releases of the reports. Eventual changes of release dates will be published in the same manner as the financial calendar.

Investor Conferences in H2 2026

8 Sep 2026	Webcast »Slovenian Listed Companies Online« (half year results)	LJSE, Online
1 Oct 2026	PKO by the Sea Conference	PKO, Sopot
19 – 23 Nov 2026	Auerbach Grayson Emerging & Frontier Virtual	AGCO, online
13 Nov 2026	KRKA: Webcast business performance results 1-9 2026	KRKA, online
16 – 19 Nov 2026	Jefferies Global Healthcare Conference in London	Jefferies, London
26 Nov 2026	Ljubljana and Zagreb Stock Exchanges' Investor Days – CEE Investment Opportunities	LJSE, Ljubljana
2 – 5 Dec 2026	WOOD's Winter Wonderland EME Conference	WOOD, Prague

* Dates and times are provisional and are subject to change.

Disclaimer

The information, statements or data contained in this presentation has been prepared by Krka, tovarna zdravil, d. d., Novo mesto (hereinafter: the Company) and has been prepared solely for the purpose of informative presentation of the Company business operations. The presentation is not a summary or a compilation of all information relevant to any particular presentation issue. It is not purported to include every item, which may be of interest, nor does it purport to present full and complete disclosure with respect to the Company. The presentation should not be considered a comprehensive representation of the Company's performance.

The information and opinions contained in this presentation are provided as of the date of presentation and are subject to change, correction or completion without prior notice. None of the Company or any of its subsidiary or associated companies, or any of such legal entity's respective directors, officers, employees, or any other party undertakes, or is under any obligation to amend, correct or update this presentation or to provide any additional information that may arise in the future.

No reliance may be placed for any purposes whatsoever on the information contained in this document, or on its accuracy, promptness, correctness and completeness, or opinions contained in this document and no liability whatsoever is accepted for any such information or opinions or any use which may be made of them. The information contained in this document shall not constitute an invitation, an offer to sell or the solicitation of an offer to sell or the solicitation of an offer to buy any Company's shares securities in any jurisdiction. Except for the historical information contained, this presentation includes statements that are, or may be deemed to be, "forward-looking statements". These statements are based on currently available information, on current best estimates, and on assumptions believed to be reasonable. This information, these estimates and assumptions may prove to be incomplete or erroneous, and involve numerous risks and uncertainties, beyond the Company's control. Risks and uncertainties include but are not limited to Company's ability to successfully implement adopted strategy, growth and expansion plans, Company's ability to obtain/maintain regulatory approvals, implement technological changes, fluctuation in earnings, foreign exchange rates changes, Company's ability to manage international operations and exports, its exposure to market risks as well as other risks. Hence, actual results may differ materially from those expressed or implied by such forward-looking statements. Investors/shareholders/public are hence cautioned not to place undue reliance on these statements/ details. Investment decisions should be made only after full review of entirety of official publicly available documents and information, and investors/shareholders/public are advised to conduct their own investigation and analysis before taking any action with regard to their own specific objectives.

The company and any other information sources for this document bear no responsibility for any damages or losses resulting from the use of information provided in the presentation. The Company undertakes no obligation to publicly update or revise any of the opinions or forward-looking statements expressed in this section, consequent to new information, future events or otherwise. No representation or warranty, express or implied, is provided in relation to the fairness, accuracy, correctness, completeness or reliability of the information, opinions or conclusions expressed herein.

KRKA

Living a healthy life.